



# Amazon Marketplace for Prestashop

Version	3.8/3.9
Company	SMC (common-services.com)
Written by	Olivier B. (a.k.a Delete)
Date	04/03/11
Updated	10/06/13
Platform	Prestashop
License	Business

## Description:

The module Amazon Marketplace for Prestashop gives you the opportunity to:

- ☐ Import orders from Amazon platforms
- ☐ Create products sheets on Amazon Marketplace
- ☐ Synchronise and adjust your prices and quantities
- ☐ Adjust prices depending upon competition (associated service)

The data are sent through Amazon Web Service in XML format.

This application has been designed to avoid the repetitive and annoying task of importing orders to the prestashop back office and performing updates.

The application is based on the SOAP/XML client/server architecture, based in turn on the Amazon MWS API architecture.

Importing and exporting is carried out instantly. The Amazon platform usually takes anything between a few seconds to a few minutes to be updated.

It is a Multi-Platform application, and works across all Amazon platforms for which you have a seller's account.

**IMPORTANT:** The product sheet creation is not mandatory ! If your products are well referenced on Amazon (by EAN) you could skip the Profile and Mappings tabs steps.

## **SUPPORT :**

The support is FREE !, to contact us :

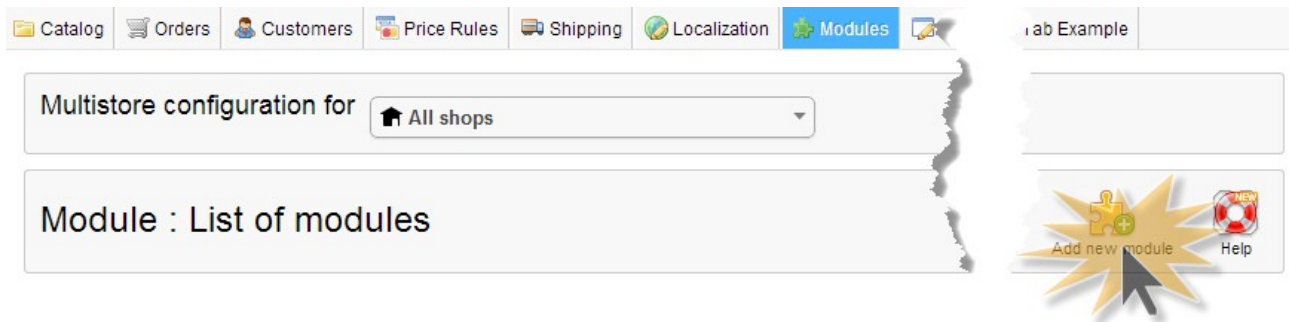
Email : [contact@common-services.com](mailto:contact@common-services.com)

**The support is offered by email only.**

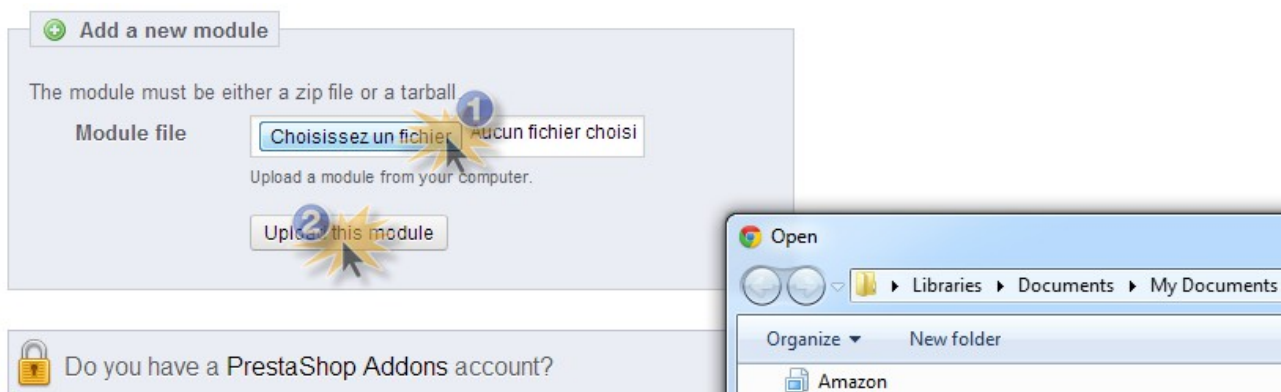
## INSTALLATION

Installation is easy:

In the backoffice of your site, go to the Modules tab and click on Add new module:



Click on Choose file, “amazon.zip”, and click on the button “Upload this module”



Then wait for the installation to complete.

In some case, on some servers, the automatic installation couldn't work.

If this option does not work if, for example, the zip file is not found on the server, simply unzip the file amazon.zip in your server's module directory.

Go back to the Module page of your management section and configure the module:

For each language active in your Prestashop configuration the module will display a tab to allow you to associate it to the Amazon platform.

First you will have to choose the associated platform,  
You must associate an Amazon platform and the associated currency.



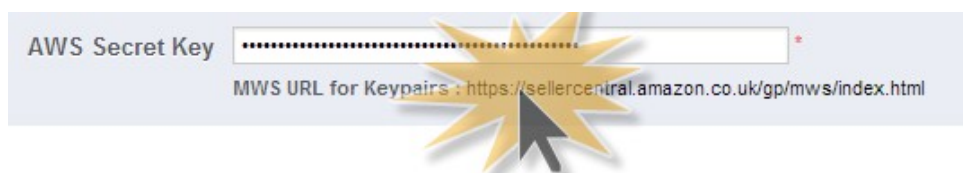
Save the settings.

Configure your Amazon Marketplace login information as shown here:



Configure your access codes for all the platforms you will use.

To obtain your keypairs, you just have to click on the link below :



**IMPORTANT : You must be logged-on in your Amazon Seller Central account to be allowed to access to this link.**

After that you just have to check your connection by clicking on Check Connectivity :



If your keypairs are wrong you will obtain an error message. You will have to check them.

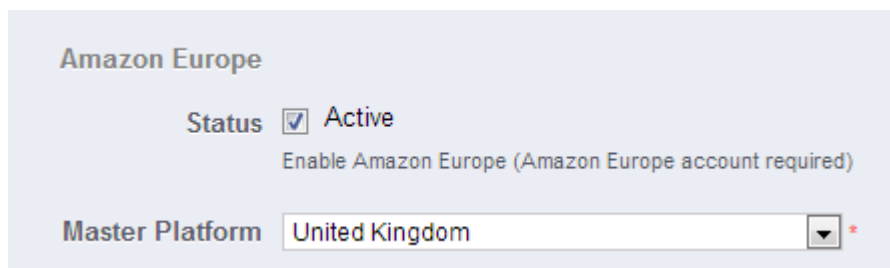
If you don't obtain any message or if you get another error you must contact us.

This module is multi-platforms, multi-currencies, multi-language, as it works for all foreign Amazon platforms:

- Amazon France
- Amazon Italie
- Amazon Espagne
- Amazon Royaumes Unis
- Amazon Allemagne
- Amazon U.S.
- Amazon Canada
- Amazon Japan
- Amazon China

#### Amazon Europe :

For Amazon Europe and Unified account you must select the Europe option in the parameter tab and fill the marketplace ID for each expected marketplace.

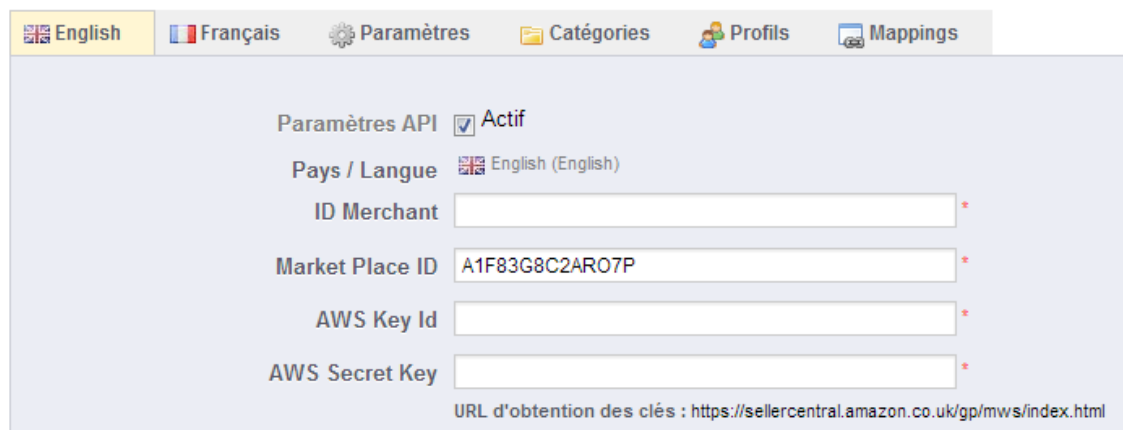


You could find below the marketplaces ID for main Amazon countries :

Marketplace	Domain	Marketplace Id
Canada	www.amazon.ca	A2EUQ1WTGCTBG2
France	www.amazon.fr	A13V1IB3VIYZZH
Germany	www.amazon.de	A1PA6795UKMFR9
Italy	www.amazon.it	APJ6JRA9NG5V4
Spain	www.amazon.es	A1RKKUPIHCS9HS
United Kingdom	www.amazon.co.uk	A1F83G8C2AR07P
United States	www.amazon.com	ATVPDKIKX0DER


For each European platform you want to use, you must configure the marketplace ID :

#### Example :



## STANDARDS PLATFORM PARAMETERS

Synchronization Field :

Synchronization Field  

Choose the field which will be used for dealing with Amazon

Available values :

Choose one of the following

- EAN13 (Europe)
- UPC (United States)
- Both (EAN13 then UPC)
- SKU

For Europe choose EAN13, For United States UPC.

If you have a mix of products which are containing EAN and UPC you could choose "Both"

If you are Jeweler and selling in this category or also for handicraft and you don't have EAN/UPC codes you must choose "SKU".

If you have an EAN/UPC exemption from Amazon, please contact us to active this option.

**Important :** In mose cases you will have to choose EAN13 or UPC.

ASIN has the Priority :

ASIN has the Priority ☐ Yes


Use the ASIN field as synchronization field in priority if filled. This parameter could override the Synchronization Field.

In particular case you could need this feature. Interesting when some products have multiple ASIN/EAN. You must talk about this with your Amazon seller support.

Shipping :

Shipping

Amazon Carrier



Select the default carrier which will be sent to Amazon on statuses changes

This the carrier which will be used to notify the shipping with the tracking number.

The list contains all the supported carriers. If yours is not in the list, please choose "Other".

## Shipping Methods :

Shipping Methods			
	<input type="text" value="My carrier"/>	▶	<input type="text" value="Std FR Dom"/>
	<input type="text" value="My carrier"/>	▶	<input type="text" value="Standard"/>
	<input type="text" value="My carrier"/>	▶	<input type="text" value="Expedited"/>

Associated carrier, usefull to display your preferate carrier on the order page and on the invoice

This is a "mapping" which allow to associate the Amazon shipping method to your Prestashop's carrier.

For example :

Std UK Dom is the standard shipping method configured in your Amazon's account

Exp UK Dom is the express shipping method configured in your Amazon's account

You associate each method to a carrier in your shop and the associated Prestashop carrier will appear on the customer invoice.

If you are not sure about these settings you should left the default values. When you will import the orders for the first time the methods will be suggested and you will be able to configure the shipping as well.

## Shipping Overrides :

Shipping Overrides	
Standard	<input type="text" value="Std UK Dom"/>
Express	<input type="text" value="Exp UK Dom"/>

Shipping overrides to be used when selected in product sheet  
Please refer to the documentation to choose the appropriate value

You can configure the default method used to override the shipping fees if you are using shipping overrides on the product sheet.

If you want to know the default shipping method you are using, you must lists some orders in the tab Orders > Amazon.

## ADVANCED PLATFORM PARAMETERS

**Attention** : These parameters are reserved for an advanced usage of the module. You should skip these instructions if you are using the module for the first time.

### Price formula :

This setting adjust your selling price for Amazon Marketplace.

@+10% means that you increase the selling price by 10% for Amazon.

@+2 means that you increase the selling price with \$2 additionnal value.

@ means that you do not modify the selling price.

**Attention**: Please do not use another or extra characters that could result in a export failure.

### PHP Callback :

PHP price formatting function, essential for adapting prices depending on the platform, for example:

For using a point as the decimal mark not rounding the price :

```
number_format(@, 2, ".", "");
```

To round up to one decimal after the decimal mark:

```
round(@, 1)
```

The @ symbol acts as a reference to the initial price.

**Attention** : In most case you don't need to modify this parameter. That could carry the module in a failure.

## GLOBAL PARAMETERS

### Active FBA Support :

#### Features

Active FBA Support ☒ Yes

Add Fulfilled By Amazon (FBA) support to the module. Ask your Amazon's sells support for more informations about it

Active the FBA Support. Please talk with you Amazon account manager to know more about this feature.

### Active Wozapi :

Active Wozapi ☒ Yes

Add Wozapi support to the module. Wozapi is a repricing online software for Amazon. Please contact Wozapi seller support for more informations.

### Discount/Promo:

Whether to export, yes or no, promotional prices or sales.

Discount/Specials ☐ Yes

Export specials prices if is sets Yes. If unsets the discounted prices will be ignorates

### Calculation of taxes :

Taxes ☒ Yes

Add taxes to products and calculate order's taxes if sets to yes

Send prices with all taxes included to Amazon.

For incoming orders, the module will apply the VAT rate provided in the article record.

Recommended setting: Yes

### Account Type :

Account Type ☐ Global ☒ Individual

Use individual or global account method (default is global)

The individual account create one account per customer

Global or individual account type:

Global does not create a user registration and registers orders under a unique username at Amazon Marketplace.

Individual allows for the creation of a customer account per order.

Recommended setting: Individual



### Title Format :



Title Format ☒ Standard Title, Attributes ☐ Manufacturer, Title, Attributes ☐ Manufacturer, Title, Reference, Attributes

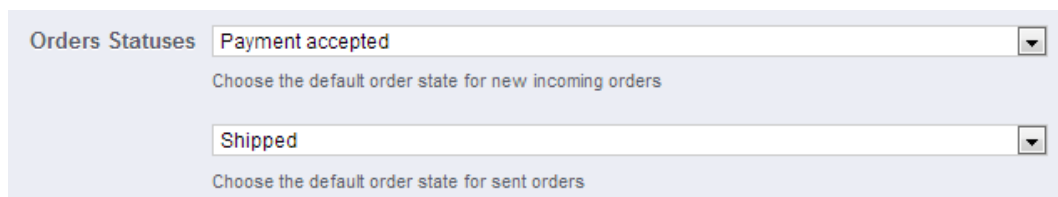
Type of product name, Amazon recommend to format the title like Manufacturer, Title, Attributes  
Please choose the first choice if your products titles are already formatted for Amazon

Product name format according to the Amazon recommendations.

If your products names doesn't include the manufacturer name, you will have to choose the second radio button.

We recommend to talk with your Amazon seller support about this.

### Orders Statuses :



Orders Statuses

Choose the default order state for new incoming orders

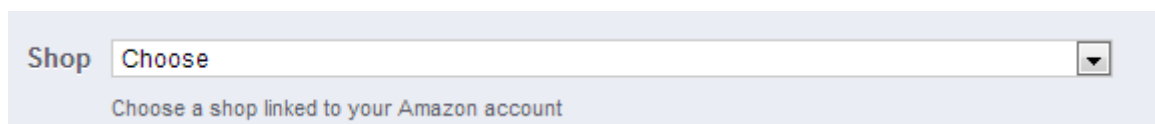
Choose the default order state for sent orders

Please select the initial order state on import and the subsequent state on shipping.

The module will update automatically the orders statuses on Amazon on shipment.

Furthermore

Shop : (Prestashop 1.5 >)



Shop

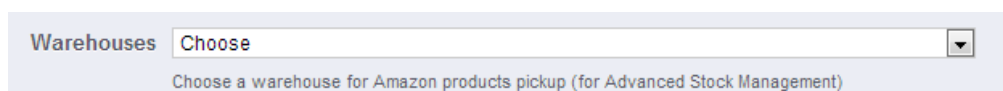
Choose a shop linked to your Amazon account

Please choose the associated shop to link to Amazon.

Please Note: The marketplaces are not multi-shop. For that reason, the multi-shop support doesn't have any sens for the marketplaces module. For that reason the module ask you to be linked to a Shop.

Furthermore if you want to sell a product A from the Shop 1 and a product B from the Shop 2 you will have to create a Shop 3 which contains the products A and B.

Warehouses : (Prestashop 1.5 >)



Warehouses

Choose a warehouse for Amazon products pickup (for Advanced Stock Management)

For advanced stock management.

### Bulk Mode :

Bulk Mode ☐ Yes

Please check it for bulk mode update through a Cron Job  
This is allow to send all the orders states updates in a same time to Amazon

This mode allow to update automatically your order statuses on Amazon in batch and bulk mode.

**Bulk mode inhibits automatic updating of status**, the update is periodically performed by a scheduled task.

This feature is interesting if you have more than 10 orders per day.

A cron URL will appear on the main tab.

### Products Condition : (Prestashop 1.4 >)

Products Condition		
New	▶	New ▼
UsedLikeNew	▶	Used ▼
UsedVeryGood	▶	▼
UsedGood	▶	▼
UsedAcceptable	▶	▼
CollectibleLikeNew	▶	▼
CollectibleVeryGood	▶	▼
CollectibleGood	▶	▼
CollectibleAcceptable	▶	▼
Refurbished	▶	Refurbished ▼
Club	▶	▼

Amazon conditions side / Prestashop conditions side, please associate the parameters wished

Amazon conditions side / Prestashop conditions side, please associate the parameters.

Ensures correspondence between the state/condition of products in your Prestashop store and Amazon predefined states and conditions.

### Advanced Parameters :

On this page, you will notice an advanced parameters menu switcher.

This section is reserved to advanced module users and for advanced Amazon users.

For first time, we recommend to you to ignore these settings and to use the defaults parameters.

## CATEGORIES



The category tab allow to select what you want to export on Amazon.

<input type="checkbox"/>	Name	Profile
<input type="checkbox"/>	Root	Please choose a profile ▼
<input type="checkbox"/>	Home	Please choose a profile ▼
<input checked="" type="checkbox"/>	iPods	Please choose a profile ▼
<input type="checkbox"/>	Accessories	Please choose a profile ▼
<input type="checkbox"/>	Laptops	Please choose a profile ▼

You have to select the categories which will be exported on Amazon. The profile selector is not mandatory. It will be if you need the product creation feature.

Important : Profile selection and configuration are not mandatory and not necessary.

## PROFILES

### Product Sheet Creation :

The next section describe how to manage profiles and create products sheets on Amazon.

The right way is to verify first if you really need that feature.

To do this, you should use the Amazon's search engine to verify some samples of your products and to check if they are existing or not on Amazon.

If your products already exists on Amazon you could skip this step.

### Profile configuration :

To create product sheets on Amazon you must configure profiles which will be associates to your categories :

Profiles Configuration

Profiles are used for products creation mode. Please setup one profile per Amazon category set. The valid values are described in the Amazon file templates. You could find template at this URL: <https://sellercentral.amazon.fr/gp/help/help-popup.html?ie=UTF8&itemID=1641#tables>

Add a profile to the list

**Profile Name** Jewelry Remove this profile from the list  
Please give a friendly name to remind this profile

**Category Name** Product Clothing  
Choose the main universe for this profile.  
Do not forget to click on the save button at the bottom right of the page !

**Product Type** Shirt  
Please select the main category for this profile

**Specifics Fields**

Department	Mens *
Season	
Outer Material	
Inner Material	
Model Year	
Color	

\* Please fill the mandatory fields for this profile

**Association for** Size: Choose Color: Color  
Please select the field which will be associated with color and size fields.

**Recommended Browse Node**

	English (English)
	Français (French)

You have to choose a friendly name and sets it characteristics.

- Amazon Category and Sub-Category
- The product type
- The mandatory field on Amazon for this category
- The field which will be used for variants (eg: Color, Size)
- The Amazon Browse Node (see the online Amazon documentation)
- The price formula (the explanation is inside the module, with the online help)

If you are using combinations, you will must configure the Color & Size Mapping in the Mapping Tab.

To obtain the rights values for the mapping and the other valid values you must download the Excel template corresponding to the category on Amazon Seller Central.

For each configured profile you must associates the corresponding category :

Example :

<input type="checkbox"/> Name	Profile
<input type="checkbox"/> Root	Please choose a profile ▼
<input type="checkbox"/> Home	Please choose a profile ▼
<input checked="" type="checkbox"/> iPods	Test Profile ▼

The module will export for each selected categories and profiles the correspondings products to Amazon if the creation mode is active.

Choose Amazon Platform

Europe: Français (French)

Other Platforms: English (English)

Synchronize

Options

☒ Active Only

Create Products

Send Titles/Descriptions

Send Images

...

Statistics: There is 3 synchronizable products and 2 combinations in 2 languages

Latest Updates:

Action	Cron Update	Normal Update
Amazon.co.uk	Never	04/17/2013 07:12:00
Amazon.fr	Never	04/19/2013 06:22:57
Strategies	04/18/2013 08:53:30	-
Wozapi	04/15/2013 10:11:28	-

## Fonctions :

- 1 - Send the products names & descriptions (mandatory in creation mode)
- 2 - Create Products : active the creation in the **interactive mode** \*
- 3 - Send images

\*) Interactive mode is the inverse of cron mode. In that case interactive meant “web mode”  
The creation mode is impossible in cron mode. It's only available in interactive mode.

## Attention :

- The manufacturer name must be sets in the product sheet
- The manufacturer part number is mandatory in some cases (ie: Automotive) and it's match to the supplier reference in Prestashop.
- The mandatory fields (if existing) must be filled in the module configuration
- The product creation mode works in “interactive” mode only. It doesn't works in cron mode.
- If you have an existing catalog on Amazon there is a risk to have duplicate products
- For each export you should generate a report. That could help in case of need of support from Amazon. This is an essential element and they will ask for it.

## Mappings & Combinations :

Déclinaisons	Impact	Poids	Référence	EAN13	UPC	Quantité	Actions
Pointure - 36	0.000000 €	0kg	ME12148-VERT-T36	3612290019029		1	 
Pointure - 37	0.000000 €	0kg	ME12148-VERT-T37	3612290019036		2	  
Pointure - 38	0.000000 €	0kg	ME12148-VERT-T38	3612290019043		2	  
Pointure - 39	0.000000 €	0kg	ME12148-VERT-T39	3612290019050		2	  
Pointure - 40	0.000000 €	0kg	ME12148-VERT-T40	3612290019067		2	  
Pointure - 41	0.000000 €	0kg	ME12148-VERT-T41	3612290019074		1	  
 Supprimer toutes les déclinaisons							

Each combination has an unique Reference field filled and also an EAN13 or UPC.

For some categories you will have colors and sizes, for example for Clothes.

You will have to setup for the associate profile the associations between Amazon and Prestashop field :

Association for Size:  Color:

Please select the field which will be associated with color and size fields.

In the Mapping tab you will indicate all the mapping to making match the Amazon value with your Shop value. You will find the appropriate values in the Excel creation file.

Here a short example, for blue jeans :

Attributs pour  Français

Couleur

Bleu

▶

Blue

Size

Fr 34 - US 26  
Fr 36 - US 28

▶

34  
36

**Attention** : The attributes will be only exported if the mappings are filled.

For U.S. You will find the files here :

[https://sellercentral.amazon.com/gp/help/help-page.html/ref=ag\\_1641\\_cont\\_scsearch?ie=UTF8&itemID=1641](https://sellercentral.amazon.com/gp/help/help-page.html/ref=ag_1641_cont_scsearch?ie=UTF8&itemID=1641)

For U.K. :

[https://sellercentral.amazon.co.uk/gp/help/help-page.html/ref=ag\\_1641\\_cont\\_scsearch?ie=UTF8&itemID=1641](https://sellercentral.amazon.co.uk/gp/help/help-page.html/ref=ag_1641_cont_scsearch?ie=UTF8&itemID=1641)

For other countries : just type “Flat File” in the Seller Central search engine ...

## VALIDATE YOUR CATALOG STRUCTURE

### Case 1 :




Here is a valid sample of a product sheet with combinations :

The screenshot shows the 'Product global information' form. On the left is a sidebar with tabs: Information, Prices, SEO, Associations, Shipping, Combinations, Quantities, Images, and Features. The main form has a 'Check/uncheck all' checkbox and a 'Type' selector (Product, Pack, Virtual Product). The 'Name' field contains 'Samsung Galaxy SIII'. The 'Reference' field, which is highlighted with a red box, contains 'Samsung Galaxy'. Below it are fields for 'EAN13 or JAN' and 'UPC'.

The required field is only the Reference. The reference will match the SKU on Amazon.

Here is the combinations tab sample :

The screenshot shows the 'Add or modify combinations for this product' table. It includes a sidebar with tabs: Information, Prices, SEO, Associations, Shipping, Combinations, Quantities, Images, Features, and Customization. The table has columns: Attributes, Impact, Weight, Reference, EAN13, UPC, and Actions. Two rows are shown. The first row has 'Color - Blue, Disk space - 16GB' as attributes, an impact of '8,36 €', a weight of '0.000000kg', a reference of 'GALAXY-BLEU-16GO', and an EAN13 of '8806085060517'. The second row has 'Color - Blanc, Disk space - 16GB' as attributes, an impact of '16,72 €', a weight of '0.000000kg', a reference of 'GALAXY-BLANC-16GO', and an EAN13 of '8806085094376'. The 'Reference' and 'EAN13' columns are highlighted with red boxes.

Attributes	Impact	Weight	Reference	EAN13	UPC	Actions
Color - Blue, Disk space - 16GB	8,36 €	0.000000kg	GALAXY-BLEU-16GO	8806085060517		  
Color - Blanc, Disk space - 16GB	16,72 €	0.000000kg	GALAXY-BLANC-16GO	8806085094376		  

The required fields are the Reference (SKU) which must be unique and the EAN or UPC code.

### Case 2 :

Here is a valid sample of a product sheet without combination :

The screenshot shows the 'Product global information' form. On the left is a sidebar with tabs: Information, Prices, SEO, Associations, Shipping, Combinations, Quantities, Images, and Features. The main form has a 'Check/uncheck all' checkbox and a 'Type' selector (Product, Pack, Virtual Product). The 'Name' field contains 'Samsung Galaxy SIII'. The 'Reference' field, which is highlighted with a red box, contains 'GALAXY-SIII-BL-16GO'. Below it are fields for 'EAN13 or JAN' and 'UPC'. The 'EAN13 or JAN' field is also highlighted with a red box and contains '8806085060517'.

The required fields are the Reference and the EAN or UPC code.  
The reference will match the SKU on Amazon.

**Important :** The reference/SKU field is mandatory and important. In all cases, it is used to synchronized your shop with Amazon.

## Product Sheet Extension for Amazon

On each product sheet you will find a complementary Amazon tab :

**Attention** : Please note that this extension is fully optionnal and nothing is required.

**Amazon Market Place** [ - ]

Amazon Platform (Please note that all these options are optional)

English Français

English

ASIN:    
Master ASIN - Usefull only for products without combinations

Price Override:   
Net Price for Amazon. This value will override your Shop Price

Disabled: ☐ Check this box to make this product unavailable on Amazon  
Propagate this value to all products in this : [ Category ] [ Manufacturer ] [ Supplier ]

Force in Stock: ☐ The product will always appear on Amazon, even it's out of Stock  
Propagate this value to all products in this : [ Category ] [ Shop ] [ Manufacturer ] [ Supplier ]

Price: ☐ Do not synchronize the price

Quantity: ☐ Do not synchronize the quantity

FBA: ☐ Fulfilment by Amazon (FBA)  
Propagate this value to all products in this : [ Category ] [ Shop ] [ Manufacturer ] [ Supplier ]

FBA - Value Added:  Additionnal value for FBA handled items  
This value will be added to the product price. Override FBA Formula.  
Propagate this value to all products in this : [ Category ] [ Shop ] [ Manufacturer ] [ Supplier ]

Latency:   
Latency delay in days before this product will be shipped  
Propagate this value to all products in this : [ Category ] [ Shop ] [ Manufacturer ] [ Supplier ]

Extra Text:   
Short text which will appear on the product sheet on Amazon  
Propagate this value to all products in this : [ Category ] [ Shop ] [ Manufacturer ] [ Supplier ]

Shipping Override:  ☒ Standard ☐ Express  
Shipping price which override the default shipping price fixed in your Amazon Backoffice  
Propagate this shipping price to all products in this : [ Category ] [ Shop ] [ Manufacturer ] [ Supplier ]

### Action :

This option allows you to trigger an action on the next manual or automatic catalog synchronization.

If you want to create an article, click on Create Button and Save. During the next synchronization in creation mode, if the profile is correctly configured, the product will be created on Amazon.

**Important** : this is not required to click on the "Update" buton. Every product sheet modification or stock update will generated an update on Amazon.

**The Reference field (SKU) must be, in all cases, unique.**



ASIN :

Ergonomic option, displays a button "View on Amazon" allowing direct access to the product on Amazon.

Force Price:


Overwrite the store price, replace it with a specific price to Amazon.

Latency:

Delay before the product is shipped in days. By default Amazon considers that the product is shipped in 2 days. You can change this value to a value between 1 and 30.

Extra Text :

Text usually used to indicate the product condition/state for used products, here an example :

Price + Shipping	Condition	Seller Info	Buying Options
<b>\$350.00</b> + \$4.99 shipping	<b>Used - Like New</b> Like new condition, no scratches or marks. Comes complete in original packaging with all accessories.	Seller: <b>Mir</b> Seller Rating Ships in <a href="#">Domestic</a>	 <b>Add to Cart</b> or <a href="#">Sign in</a> to turn on 1-Click ordering.

Shipping Override :

You set your default shipping on Amazon as you want. But you want to setup shipping per product. This field allows you to replace these defaults. You can specify 0 for free, nothing to don't replace or the shipping amount you wish to export.

Propagations :

For almost every configuration item appears this submenu :

Propagate this value to all products in this : [ [Category](#) ] [ [Shop](#) ] [ [Manufacturer](#) ] [ [Supplier](#) ]

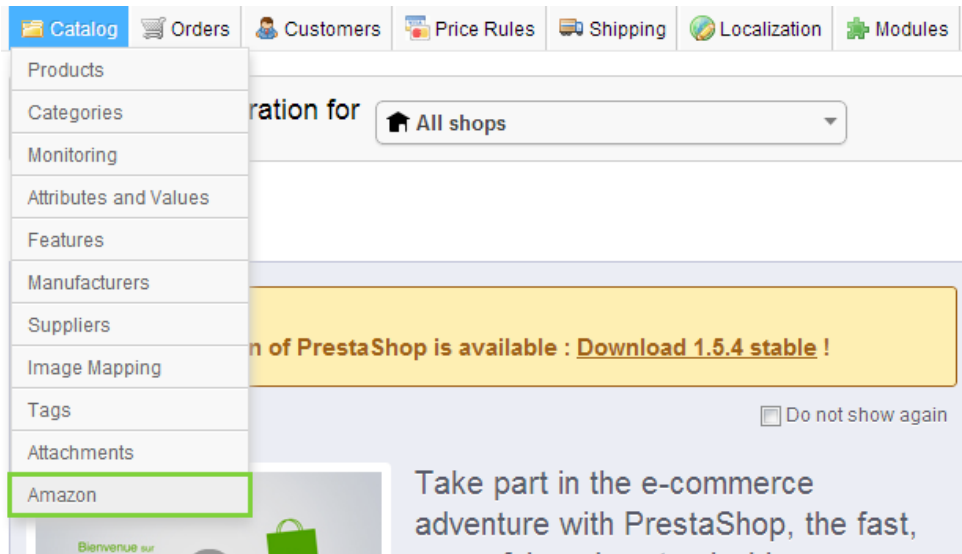
This allows to apply the value that you specified for the other items in the selection.

For example, if you want to fix the shipping fees to 6 euros for all items of a manufacturer, you just have to indicate 6 euros in force the shipping field and click Propagate to > Manufacturer.

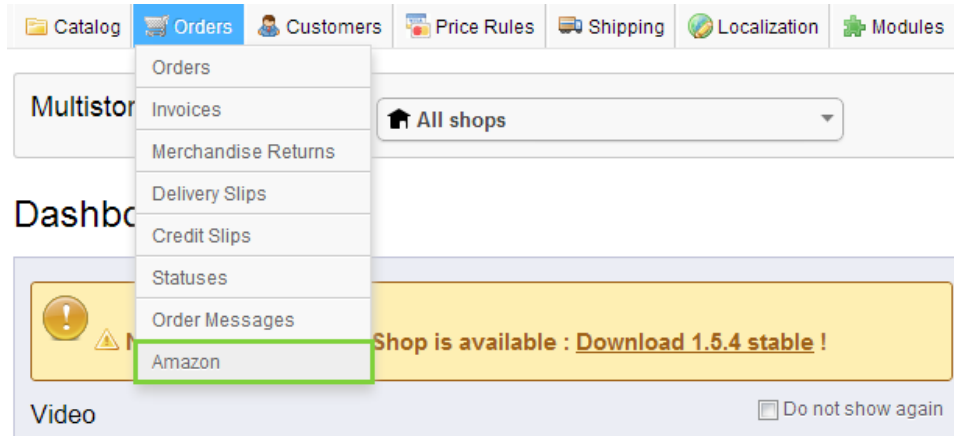
## AMAZON TABS

The module created two tabs:

In Catalog tab :



In Orders tab :



**Attention** : If the tabs doesn't appear, please look for permissions in your Prestashop profile settings.

## Synchronization & Export

Go to Catalog > Amazon.

### Foreword:

It is highly important to initially consider the difference between an **offer** and a **product**, which depends primarily on the type of information included in each data set:

- An offer, for example, is a data set including a reference ID, the quantity, the price, etc.
- A product, on the other hand, is a data set including the description of the article, the product description, images, product features, pictures, etc.

The module functions in two modes: "Matching" mode and "Creation" mode.

### Matching:

Matching mode allows you to associate the offer you intend to submit with an existing product spec sheet on Amazon.

In this mode, the EAN code is used to identify the product and create this offer in your Amazon account.

### Creation:

The Creation mode is necessary when the product is non-existent on Amazon.

The module will then generate a product and its associated offer in your Amazon account.

### Hybrid situations:

Amazon allows you to complete and update your spec sheets by adding images, product features, and descriptions no matter where the product spec sheet originated.

In this case, the product data you submit must match perfectly with the data stored at Amazon.

For example:

- Size 37 Adidas shoes will not match size 37 ½ Adidas shoes.

This would produce a matching error.

If you get Matching errors but they are not proven and you consider that the error comes from this product on Amazon, you should get in touch with your Amazon Seller Support through the messaging in your Seller Central Account.

## Synchronize : (Matching Mode)

The screenshot shows a software interface for synchronizing data. At the top, there is a navigation bar with five icons: 'Informations' (info icon), 'Synchronize' (refresh icon), 'Create' (plus icon), 'Delete' (trash icon), and 'Report' (warning icon). Below this, the 'Synchronize' section is active. It contains an 'Options' tab with two sub-sections: 'Standard Options' and 'Advanced Options'. Under 'Standard Options', there are checkboxes for 'Send Titles/Descriptions' and 'Send Images'. Under 'Advanced Options', there are checkboxes for 'Display XML Only (nothing will be sent to Amazon)', 'Delete', and 'Send Entire Catalog'. Below the options, a blue information box states: 'This will synchronize Amazon depending your stocks moves: Products Added, Updated, Deleted. After that, please do not forget to generate and save a report (For any support you will need the XML and the Report)'. At the bottom, there is a 'Verify' button with a magnifying glass icon and a 'Send To Amazon' button with a cloud and upload icon.

### Workflow :

- An action is a price update, stock movement, image insertion, Amazon products options change etc...
- An eligible product for synchronising is a product which have a selected category in the module configuration, which have a SKU (Reference Field) and an article code (EAN/UPC).
- A log is an history of events, related to products which are eligibles, saved for every action.

***This tab will send on Amazon, in matching mode, all the actions contained in the log.***

### Options :

- Send Title/Descriptions : update the title and description of the products on Amazon
- Display XML : usefull to check the stream content and usefull for the support
- Delete : Sending the same content but in "Delete" mode. (In case or support or for advanced usage)
- Entire Catalog : Will send the entire catalog in matching mode depending the module configuration.

### Understand easily how it works :

Try by yourself ! Please go on a product sheet, modify the quantity and come back to this tab. Click on "Verify".

As the action has been saved in the log, you should see a new entry, like this :

iPod Nano - ID: 1/12 - SKU: nano1 - EAN: 3662603044774  
Update: EAN 3662603044774 nano1 - Qty: 10 - Price: EUR 199.00 was 199,00 €

## Creation :

Informations Synchronize Create Delete Report

### Products Sheets Creation

Options

Standard Options Advanced Options

☒ Send Images ☐ Display XML Only (nothing will be sent to Amazon) ☐ Delete

☐ Send Relations Only ☐ Send Entire Catalog

This will send all the products having a profile and within the selected categories in your module configuration  
If you want to add a product to the list, please go on the product sheet and choose "create" in Amazon options tab  
After that, please do not forget to generate and save a report (For any support you will need the XML and the Report)

Verify Send To Amazon

## Workflow :

- A profile is a representation of product characteristics, a typology, classification and its specifics attributes and combinations. You can setup a full profile in the module configuration.
- An eligible product for creation is a product which have a SKU (Reference Field), an article code (EAN/UPC), a selected category in the module configuration, and an associated profile.
- A selected product for creation is a product which has been selected for creation in the product sheet, like this :

☐ Update ☒ Create ☐ Delete

***This tab send a product stream to Amazon in creation mode for the eligibles selected products for creation.***

## Options :

- Send Title/Descriptions : update the title and description of the products on Amazon
- Display XML : usefull to check the stream content and usefull for the support
- Delete : Sending the same content but in "Delete" mode. (In case or support or for advanced usage)
- Entire Catalog : Will send the entire catalog in matching mode depending the module configuration.
- Relations : Send relations only, usefull to create/recreate parent/children relation in some cases.

## Understand easily how it works :

- Create a product (1 product only) "eligible for creation"
- Use the display XML option to display the result
- Send the stream onto Amazon
- Use the report to see the result

## Operations Logs

After sending, you will get a simplified operation log :

 Starting Update in WS API/Web Mode - 2013-04-20 11:38:38 -  
Wozapi didn't reach us since more than 1 day, it is not considered as active anymore...

Samsung Galaxy SIII - ID: 10/32 - SKU: GALAXY-BLEU-16GO - EAN: 8806085060517  
Warning : Unable to send images from localhost  
Skipping : 10 - Item creation might be skipped - Brand is not set  
Create: EAN 8806085060517 GALAXY-BLEU-16GO - Qty: 0 - Price: EUR 420.00 was 420,00 €

Samsung Galaxy SIII - ID: 10/33 - SKU: GALAXY-BLANC-16GO - EAN: 8806085094376  
Skipping : 10 - Item creation might be skipped - Brand is not set  
Create: EAN 8806085094376 GALAXY-BLANC-16GO - Qty: 0 - Price: EUR 430.00 was 430,00 €

3 products to synchronize with Amazon

Products Feed - Submission ID: 5222007342  
Inventory Feed - Submission ID: 5222007564  
Price Feed - Submission ID: 5222007654  
Overrides Feed - Submission ID: 5222007744  
Relationship Feed - Submission ID: 5222008388

Products was successfully submitted to Amazon...

No products to delete

3 products sent

**Important : Please note the Submission IDs. They will be required in case of support either by Amazon or by Common-Services.**

In the log you will obtain some messages about the quality of the data sent.

Are treated:

- Duplicate reference
- Missing references
- The product codes (EAN / UPC) erroneous
- Missing fields
- etc.

Depending on the severity a warning can be displayed or the product ignored.

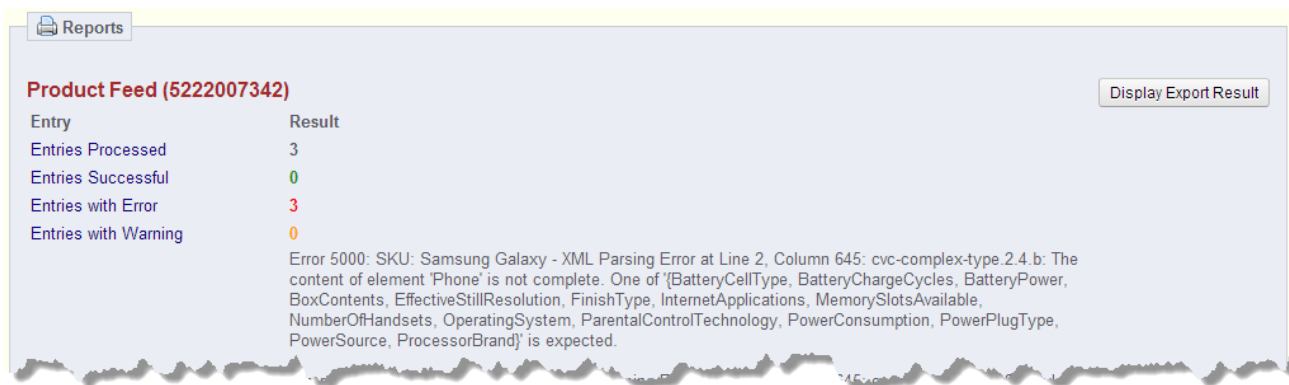
## Reports

For each export you need to generate a report:

That usually takes a few minutes before it will be available for some products (or more for many).



Sample of report which includes some errors :



The report contains explicable or explained errors.

For almost common mistakes, the Amazon online help is sufficient to explain the problem.

A link to the Amazon Support in relation with the message displayed is provided.

In other cases please contact us first, we will tell you if it is necessary to contact Amazon to fix the problem.

NB: The module keeps permanently the latest report which you can view at any time. The Submission ID is indicated within parenthesis in the title of every feed:

### Product Feed (5222007342)

For any support inquiry, either to Amazon or Common-Services, you must attach or indicate :

- The product informations (Name, SKU, EAN)
- The product Category, and Product Type filled in the profile configuration
- The full-text copy of the product report generated by the module
- Optional but desired : a full-text copy of the XML generated by "Display XML" option

Only these informations allow us to obtain a diagnosis in case of error and to offer the best response.

**Important :** Any inquiry which will not fulfill these requirements will be considered as null and ignored.

## ORDERS

Go to Orders > Amazon, select a platform and a date range :



Choose Amazon Platform

Europe: ☐ Français (French)

Other Platforms: ☒ English (English)

Lookup for Orders

From  To

Status

April 2013

Su	Mo	Tu	We	Th	Fr	Sa
	1	2	3	4	5	6
7	8	9	10	11	12	13
14	15	16	17	18	19	20
21	22	23	24	25	26	27
28	29	30				

Lookup

The orders list will appear :

Pending Orders from the Amazon Market Place

Starting Order Query in WS API/Web Mode - 2013-04-22 09:38:26

<input type="checkbox"/>	Date	ID	Statut	Customer	Shipment	FF/by	Quantity	Total
<input type="checkbox"/>	21/04/2013 01:59:32	203-5882852-4698728	Unshipped	Rocky - Battle Wounded	Exp UK Dom	MFN	1	£ 33.40
<input type="checkbox"/>	21/04/2013 21:31:18	026-5867567-8597152	Unshipped	Rocky Series 1 Action Figure - Apollo Creed	Exp UK Dom	MFN	2	£ 46.20

Retrieve Selected Orders

It will appear the datas from Amazon :

- Platform flag
- Order ID
- Status
- Shipping Method
- Fulfilment information
- Quantities
- Grand Total

### Order ID: 026-5867567-8597152

Reference	ASIN	Product Name	Qty	Currency	Total
0634482530245	B007740AN4	Rocky Action Figures Series 1 - Rocky Balboa Battle Wounded	1	GBP	£ 17.10
0634482530252	B00773ZXD2	Rocky Series 1 Action Figure - Apollo Creed	1	GBP	£ 17.10

Order ID 026-5867567-8597152(40) Successfully imported in the Order Tab

Go to the order in a new window: [🔗](#)

For every order you import there will be an order summary and a link to the order in the Prestashop backoffice.



On going on the order page you will obtain a similar order to a Prestashop standard order.

## Order #40 (CTABCCNTX) -

Date: 04/21/2013 21:31:18 | Messages: 0 | New Customer Message

Awaiting bank wire payment

**Payment accepted**

**Customer information**

**Amazon MarketPlace (amazon.co.uk)**

Account registered: 04/22/2013 09:45:00  
Valid orders placed: 1  
Total spent since registration: £ 46.20

Amazon Order ID : 026-5867567-8597152

**Shipping address**

d971967abce0dab9ea1845cf79ca74f0 - 19 Holmes Road EH525JF

United Kingdom

**Products**

Product	Qty	Refunded	Available quantity	Total *	Action
Rocky Action Figures Series 1 - Rocky Balboa Battle Wound Ref: 0634482530245	2	0	1	£ 34.20	

\* For this customer group, prices are displayed as: tax included.

Merchandise returns are disabled

Partial refund Back to list Help

View invoice No delivery slip Print order

Orders: Prev

**Documents**

Document	Number	Amount
Invoice	#IN000019	£ 46.20

**Payment**

	Payment method	Transaction ID	Amount	Invoice
04-22 09:45:04	Amazon		£ 46.20	#IN000019
04-22 09:47:38	Bank Wire		£	#IN000019

**Shipping**

packaging: Gift-wrapping:

Type	Carrier	Weight	Shipping cost	Tracking number
Delivery	0	0.000 kg	£ 12.00	

**Merchandise returns**

Merchandise returns yet.

**Shipping address**

d971967abce0dab9ea1845cf79ca74f0 - 19 Holmes Road EH525JF

United Kingdom

Product	Qty	Refunded	Available quantity	Total *	Action
Rocky Action Figures Series 1 - Rocky Balboa Battle Wound Ref: 0634482530245	2	0	1	£ 34.20	

**Products** £ 34.20

**Shipping** £ 12.00

**Total** £ 46.20

Discount name	Value	Action
Add a new discount		

You will have also a new Amazon area with the Amazon Order ID and a direct link to your order in Amazon Seller Central.

**Important :** The SKU field is used to match products with Amazon in your shop in all cases. If the SKU doesn't match any reference, the order will not be imported.

## SCHEDULED TASKS

For each platform you will find a task list which allow you, for example, to update your stocks on Amazon.

Scheduled task are also named "cron".

**Cron URLs** `http://localhost/prestashop1531/modules/amazon/functions/products.php?cron=1&action=update&lang=fr&crc`  
URL to synchronize products to be used to configure your crontab.  
`http://localhost/prestashop1531/modules/amazon/functions/import.php?cron=1&lang=fr&cron_token=757b404`  
URL to import orders to be used to configure your crontab.  
**Be carefull ! Importing orders by cron can skips some orders (eg: out of stock), you must check also manually**

These tasks must be configured by your webmaster, web agency, host manager or the person in charge of your website.

There is 3 possible tasks :

### Products Task :

- Update Stocks & Price on Amazon
- 1 task per marketplace.
- Recommended Scheduling : Every Hour

### Orders Task :

- Imports orders from Amazon
- 1 task per marketplace.
- Recommended Scheduling : Every Hour

### Statuses Task \* :

- Updates orders statuses on Amazon (IE: Shipped)
- 1 task for Europe, 1 task per marketplace for other countries.
- Recommended Scheduling : Every 4 Hour within opening hours

\*) This task is only necessary if you choose "Bulk Mode" for orders updates.

**Attention** : The scheduled tasks setup must be carried out when the full operation of the module has been verified and that everything is functional, it is the final step.

**Attention** : Be careful not to run these scripts too often or the normal operation of the module may be altered. Amazon places a daily limit on the number of requests.

Complementary Informations on Amazon Blog :

<http://www.amazonsellersupportblog.com/2011/01/understanding-throttling-in-amazon-mws.html>

## HOOKS

The module works through the use of Hooks Prestashop.

### Products :

When a product is added, modified or deleted these actions are saved in the database.

This operation is identical in case of stock moves.

When you launch an Amazon update , the module retrieves the history of these actions and update your Amazon inventory accordingly.

**Attention :** If you are using a bulk update script, a POS or any tools to update your stocks you should verify they are acting as all the Prestashop compliant script and using "Hook" to notify the module about the updates.

In case of doubt, please ask to your webmaster or third party software editor.

FYI, the default Prestashop import script is conform with this usage.

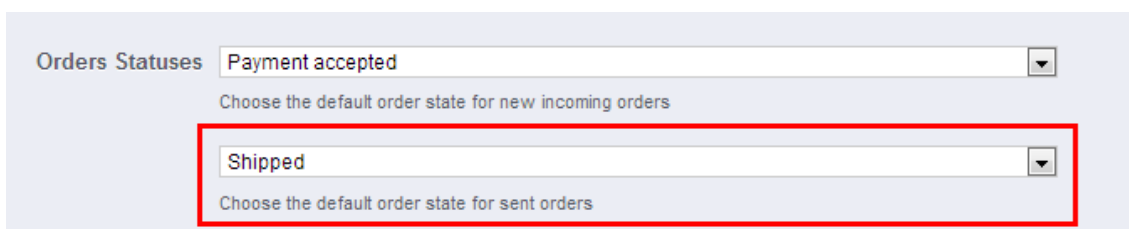
### *Developer Note :*

In addition to your script, you must use a Hook to update the stock level :

```
Hook::exec('actionUpdateQuantity',  
    array(  
        'id_product' => $id_product,  
        'id_product_attribute' => $id_product_attribute,  
        'quantity' => $stock_available->quantity  
    )  
);
```

### Orders :

When the parametered status is reached :



Orders Statuses Payment accepted ▼

Choose the default order state for new incoming orders

Shipped ▼

Choose the default order state for sent orders

The module triggers the shipping notification with tracking number to Amazon.

Do not hesitate to contact me with your feedback and any changes you would like to see.

**The support is done by email only:**  
contact@common-services.com

**Limits of support :**

- Are out of responsibilities the limits due to the quantities (products, images, categories)
- Are excluded the major updates of Prestashop
- Are excluded the server or hosting changes and PHP updates
- In case of modification of the module itself, the support is revoked.
- The setup support can be offered only one time

**Limits of warranty :**

- We can recommend an hoster on demand or you could choose any Prestashop's recommended hoster but all the other ones are excluded from the software warranty.
- In case of marketplace abuse, exclusion or revocation, any warranty could not be claimed.
- The software is delivered and reputed as working well on a default Prestashop software. If your shop is modified you must claim any warranty to the third party provider which realized those.

**Information sur la licence :**

```
/* NOTICE OF LICENSE
*
* This source file is subject to a commercial license from SARL SMC
* Use, copy, modification or distribution of this source file without written
* license agreement from the SARL SMC is strictly forbidden.
* In order to obtain a license, please contact us: olivier@smartmarseille.com
* .....
* INFORMATION SUR LA LICENCE D'UTILISATION
*
* L'utilisation de ce fichier source est soumise a une licence commerciale
* concedee par la societe SMC
* Toute utilisation, reproduction, modification ou distribution du present
* fichier source sans contrat de licence ecrit de la part de la SARL SMC est
* expressement interdite.
* Pour obtenir une licence, veuillez contacter la SARL SMC a l'adresse:
olivier@smartmarseille.com
* .....
* @package    AMAZON
* @copyright  Copyright (c) 2010-2013 S.A.R.L SMC (http://www.smartmarseille.com)
* @author     Olivier B.
* @license    Commercial license
* Support by mail : olivier@smartmarseille.com
* Support on form : Olivier B > A.K.A delete
* Skype : delete13_fr
*/
```

Specific pricing arrangements may be made in the following cases:

- ☐ Prestashop Partner Agency
- ☐ Multi-Site Client
- ☐ etc.